

 **ADIELLE**

## PORTE SPECIALISTE DELL' ARREDO

---

Estetica. Tecnologia. Valore d'arredo. E quattro nuove linee per scegliere la soluzione giusta.

Queste sono le premesse per i prodotti Adielle.

Opera, Filomuro Zero, Filomuro Planet e Store realizzano un obiettivo preciso: coniugare architettura e interior design, restituendo alla porta, ma non solo, tutta la sua valenza di oggetto fondamentale nella gestione degli spazi.

Aesthetics. Technology. Value of furnishing. And four lines to choose the right solution.

These are the basis for Adielle doors.

Opera, Filomuro Zero, Filomuro Planet and Store realize a clear target: to match architecture and interior design, giving back to the door, but not only, all of its value as a fundamental object in the management of spaces.





## **Opera**

**.04**

## **Filomuro Zero**

**.14**

## **Filomuro Planet**

**.24**

## **Store**

**.30**

.04





# Opera

.05

Opera e' il principio della porta battente che re-inventa ogni singolo elemento strutturale.

La porta, esterna al muro, e' contornata da una cornice in alluminio, portale che esalta e impreziosisce il pannello porta.

Opera is the beginning of swing door, that re-introduces each structural element.

The door, outside the wall, is surrounded with a frame in aluminium that intensifies and makes the door panel precious.



.06



La scelta del pannello in legno, laccato lucido o opaco e le finiture della cornice in alluminio, acciaio o nero, cambia il ruolo della porta e l'atmosfera della stanza.

The choice of the panel in wood, polished or matt lacquered and the frame finishing in aluminium, steel or black, change the role of the door and the room's atmosphere.

# Opera

---

.07





.08





## Opera+Cornice

.09

Il fascino del pannello laccato lucido, con i suoi attenuati riflessi, e' impreziosito dalla presenza di una vera e propria cornice dal disegno esclusivo.

E' la cornice più importante del quadro o il quadro più importante della cornice?

The charm of the glossy-lacquered panel, with its subtle reflections, is embellished by a real and proper frame with an exclusive design.

Is the frame more important than the picture or is the picture more important than the frame?

.10



L'accostamento della cornice con il pannello, la scelta delle finiture, personalizzano e rendono unica la tua porta.

The combination of the frame with panel, the choice of the finishing, customize and make your door unique.

## Opera+Cornice

---

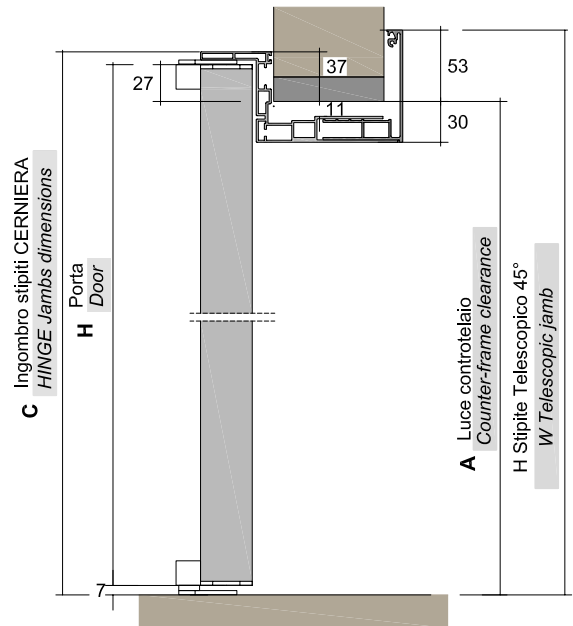
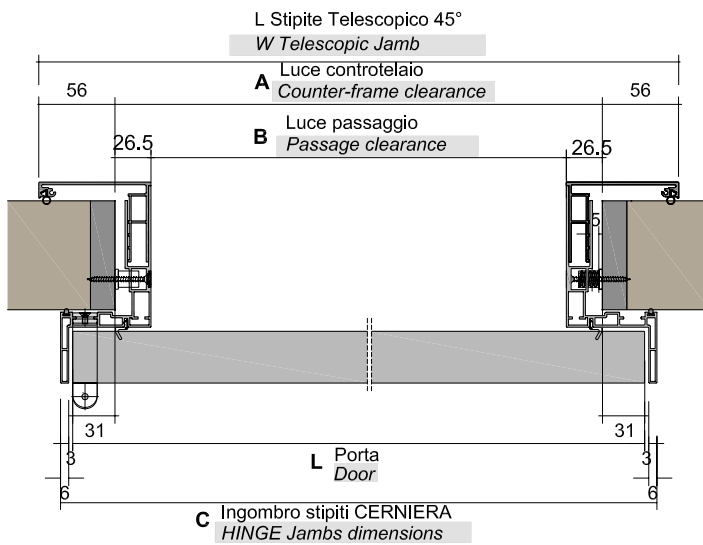
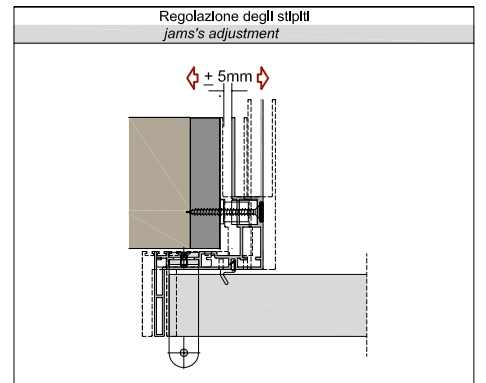
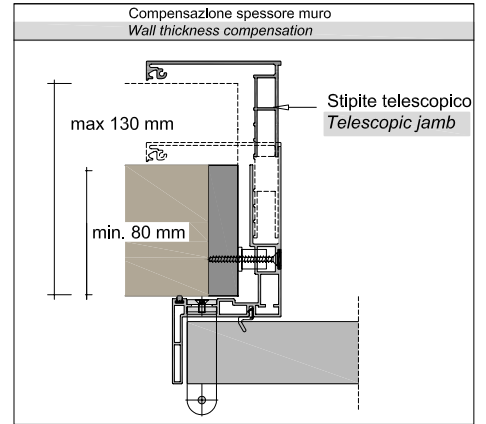
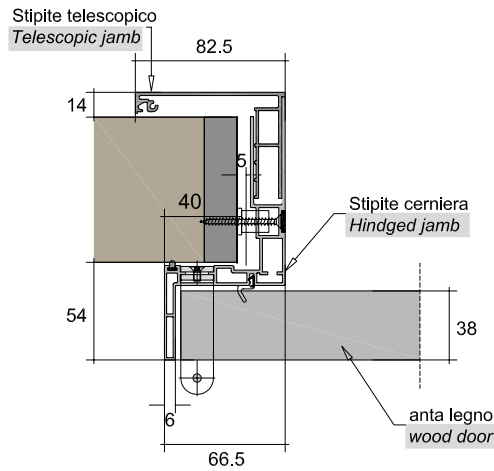
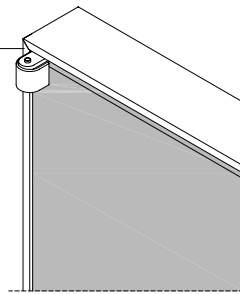
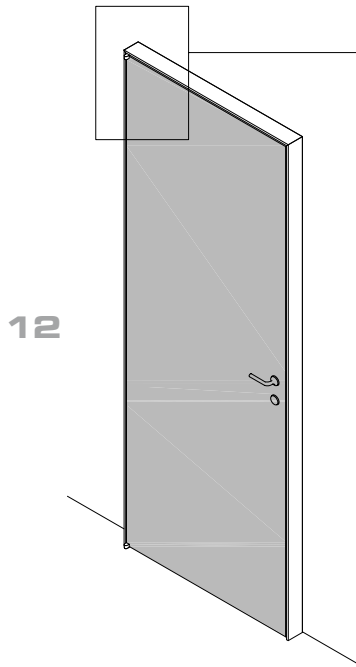
.11



La porta battente è composta da:  
-stipite telescopico  
-stipite portacerniera  
-porta

The door is made of:  
-telescopic jamb  
-hindged jamb  
-door

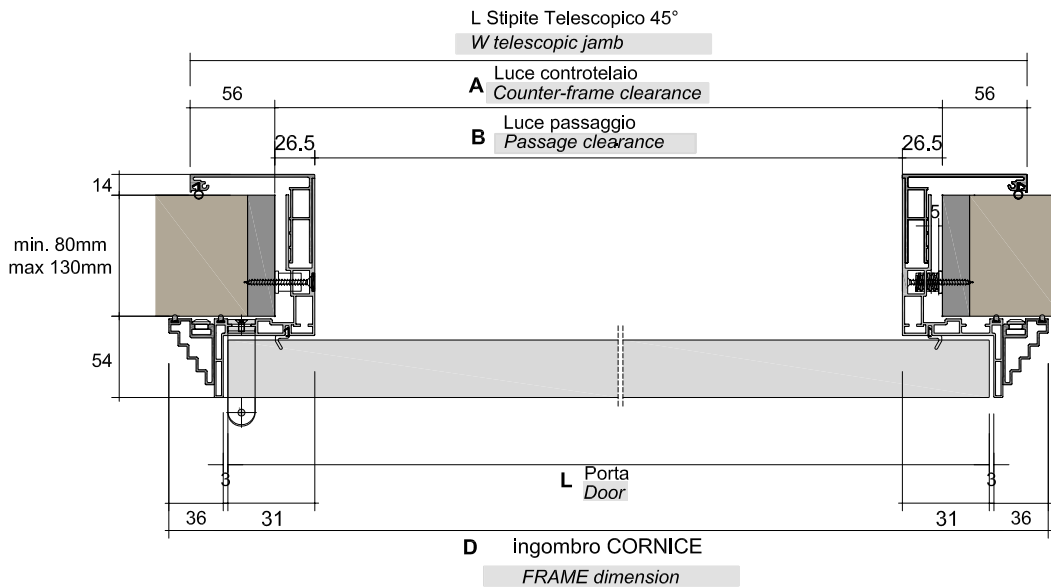
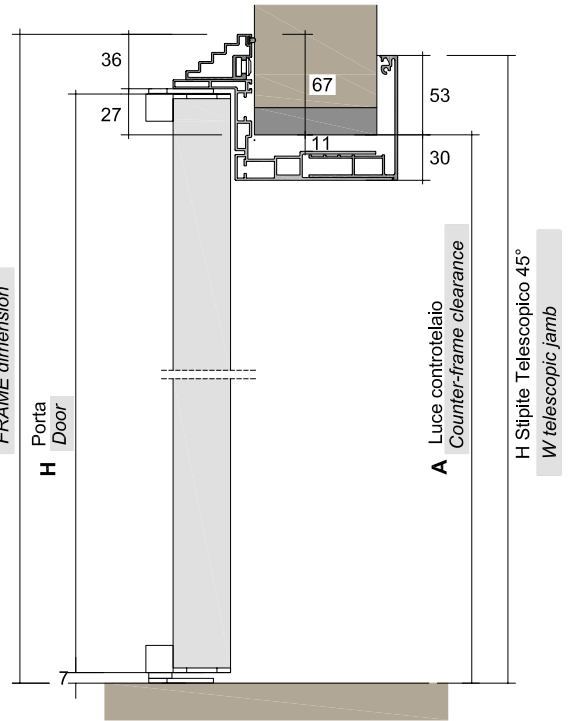
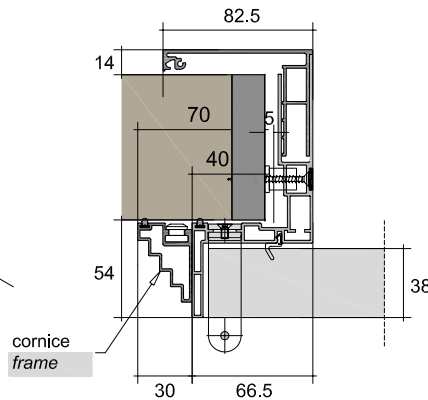
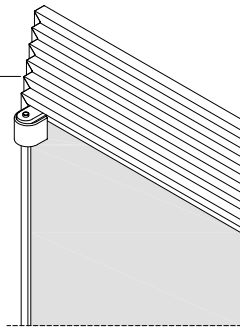
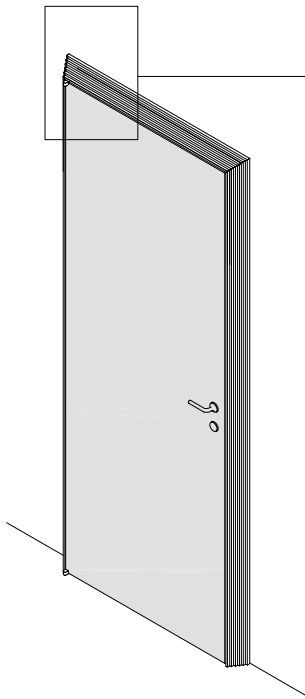
.12



	A Luce controtelaio Counter-frame clearance		B Luce passaggio Passage clearance		C Ingombro stipiti CERNIERA Jambs dimensions HINGE		Dimensioni porta Door dimensions	
	larghezza width	altezza height	larghezza width	altezza height	larghezza width	altezza height	L larghezza width	H altezza height
Porte standard Standard doors	690	2050	637	2020	770	2087	752	2070
		2150		2120		2187		2170
	790	2050	737	2020	870	2087	852	2070
		2150		2120		2187		2170
	890	2050	837	2020	970	2087	952	2070
		2150		2120		2187		2170
Porte su misura Custom made doors	max 990	max 2700	937	2670	1070	2737	1052	2720

La porta battente è composta da:  
-stipite telescopico  
-stipite portacerniera  
-cornice rivestimento stipite portacerniera  
-porta

The door is made of:  
-telescopic jamb  
-hinged jamb  
-Frame coating hinged jamb  
-door



	A Luce controtelaio Counter-frame clearance		B Luce passaggio Passage clearance		D Ingombro CORNICE FRAME dimension		Dimensioni porta Door dimensions	
	larghezza width	altezza height	larghezza width	altezza height	larghezza width	altezza height	L larghezza width	H altezza height
Porte standard Standard doors	690	2050	637	2020	830	2117	752	2070
		2150		2120		2217		2170
	790	2050	737	2020	930	2117	852	2070
		2150		2120		2217		2170
	890	2050	837	2020	1030	2117	952	2070
		2150		2120		2217		2170
Porte su misura Custom made doors	max 990	max 2900	937	2870	1190	3040	1052	2920

.14







## Filomuro Zero

.15

E' la porta battente che diventa un tutt'uno con il muro.

E' il muro che si confonde con la porta.

Il pannello porta scompare, se trattato con le stesse finiture della parete.

Il pannello porta nella sua purezza di forma, privato di qualsiasi cornice, si esalta se invece e' scelto nei preziosi legni o nelle eleganti finiture colorate.

The swing door becomes part of the wall.

The wall mixes up with the door.

The door's panel disappears, if the finishing is the same of the wall.

The door's panel with any frame, stands out if it is in precious wood or in the elegant coloured finishings.

Lo stipite in alluminio completamente annegato nella muratura o nel cartongesso, e' predisposto nella versione a tirare o a spingere.

E' trattato chimicamente con il processo di passivazione per conferire resistenza alla corrosione e favorire l'adesione della verniciatura.

Le cerniere, a scomparsa, sono registrabili sui 3 assi.

The jamb, in aluminium, completely built-in in the wall or in the plastic-board, is available in the version to pull or to push.

Treated with the chemical process of passivated, to confer abrasion resistance and let the painting stick.

The disappearing hinges are adjustable in 3 directions.

.16

---





# Filomuro Zero

---

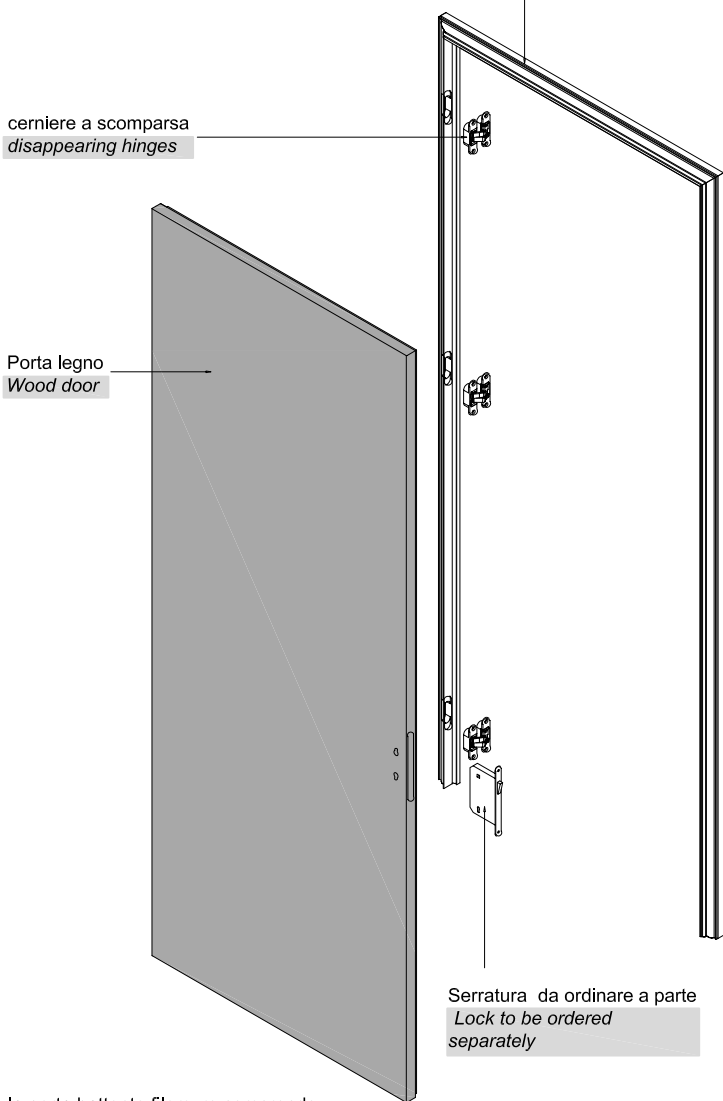
.17



Stipite per porta filo muro a tirare.  
 Lo stipite in alluminio, trattato con il processo di passivazione, conferisce resistenza alla corrosione e garantisce un perfetto ancoraggio della verniciatura (idropittura e smalti).

*Aligned with the wall jamb to pull.  
 The jamb in aluminium, is treated with the chemical process of passivated, confer abrasion resistance and let the painting stick (water paint, enamel painting).*

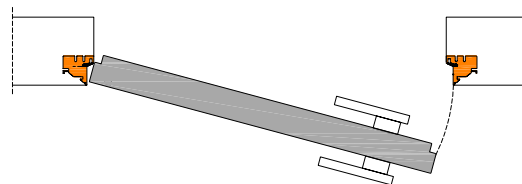
.18



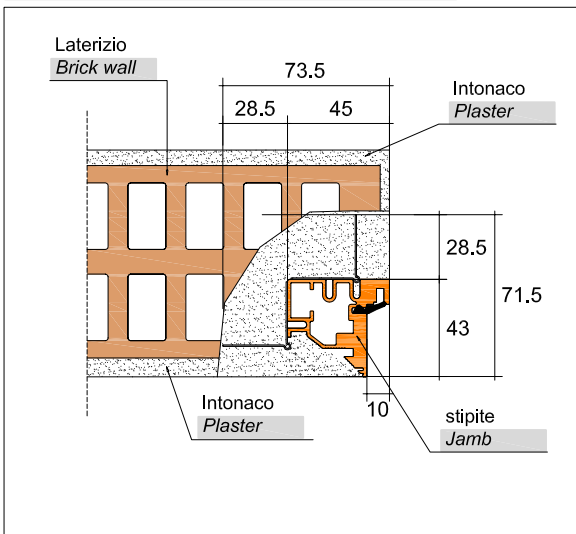
la porta battente filomuro comprende:  
 -stipite  
 -porta  
*The door is made of:*  
 -jamb  
 -door

**INDICAZIONI PER L'ORDINE**  
**DIRECTIONS FOR ORDER**

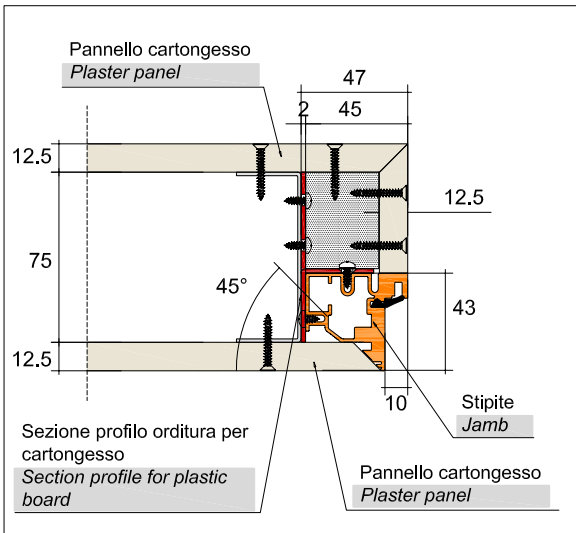
- 1) Specificare se lo stipite è applicato su muratura o su cartongesso  
*Specify if the jamb is applied to the wall or to the plaster.*
- 2) Indicare senso di apertura della porta: -DX (destra)  
 -SX (sinistra)  
*Specify the wall thickness: -DX (right)  
 -SX (left).*
- 3) Ordinare la porta (comprensiva di stipiti predisposti per la posa)  
*Order the door (including jambs foreseen for the assembling)*
- 4) Ordinare a parte la maniglia o la serratura per la porta  
*Order the door handles or the lock separately*



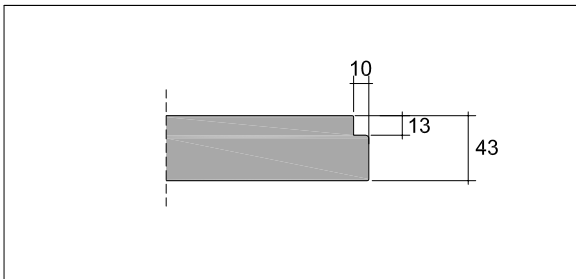
**APPLICAZIONE STIPITE SU MURATURA**  
**JAMB'S APPLICATION TO THE WALL**



**APPLICAZIONE STIPITE SU CARTONGESSO**  
**JAMB'S APPLICATION TO THE PLASTER**



**SEZIONE ANTA LEGNO**  
**WOOD'S DOOR SECTION**



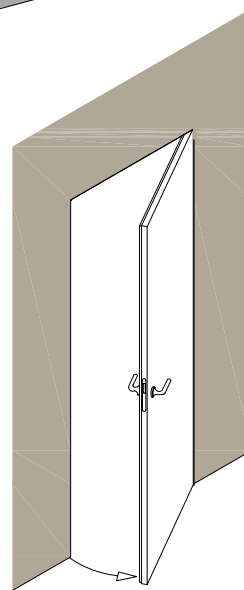
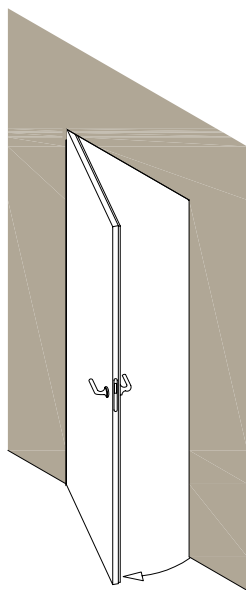
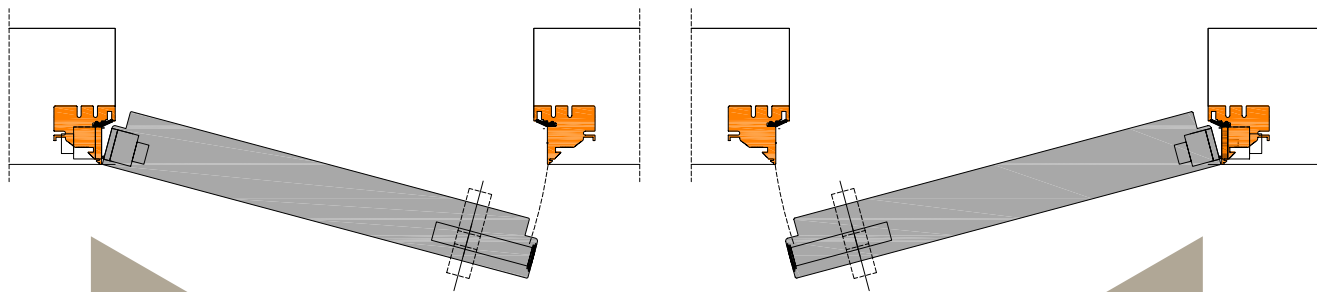
# Filomuro Zero

PORTA BATTENTE FILO MURO A TIRARE  
 ALIGNED WITH THE WALL SWING DOOR TO PULL

## CARATTERISTICHE TECNICHE - TECHNICAL FEATURES

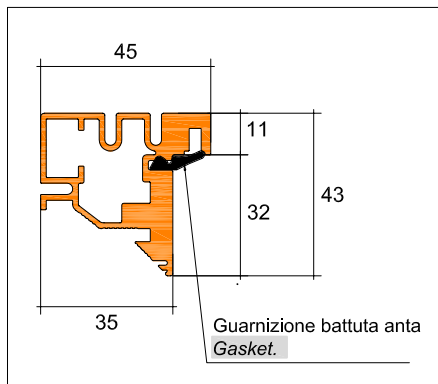
APERTURA SX A TIRARE  
**LEFT OPENING TO PULL**

APERTURA DX A TIRARE  
**RIGHT OPENING TO PULL**



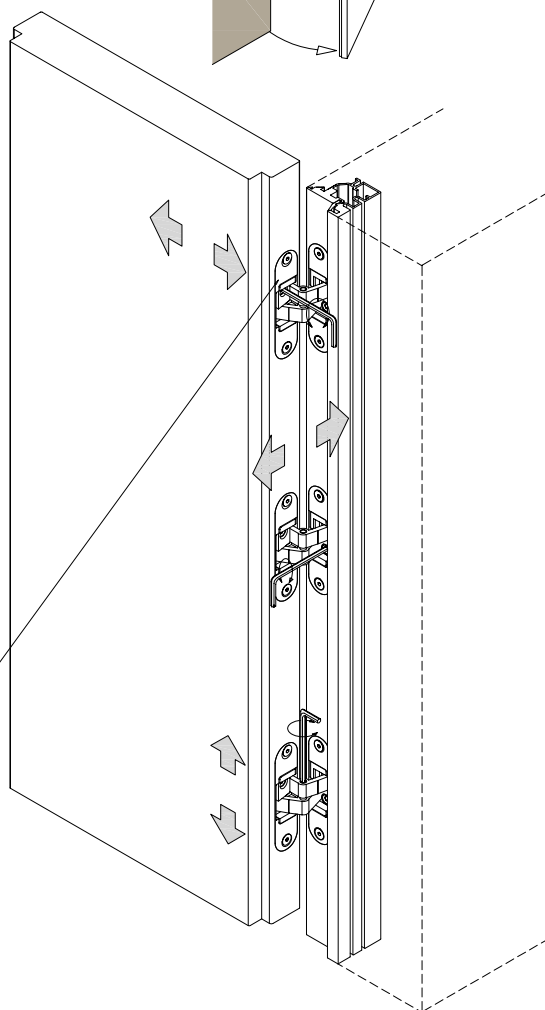
.19

Profilo stipite per porta a filo muro a tirare  
 Jambs for aligned with the wall swing door to pull



La cerniera è registrabile sui 3 assi.  
 Il numero delle cerniere (min. 3) è in funzione dell'altezza dell'anta

*The hinge, is adjustable in the 3 directions.  
 The number of the hinges, depend to the height of the door.*

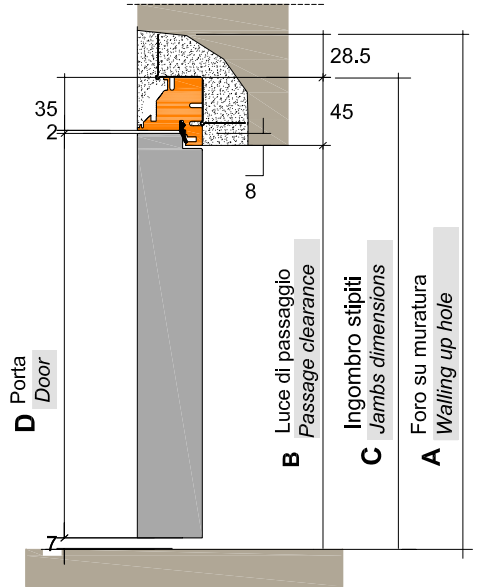
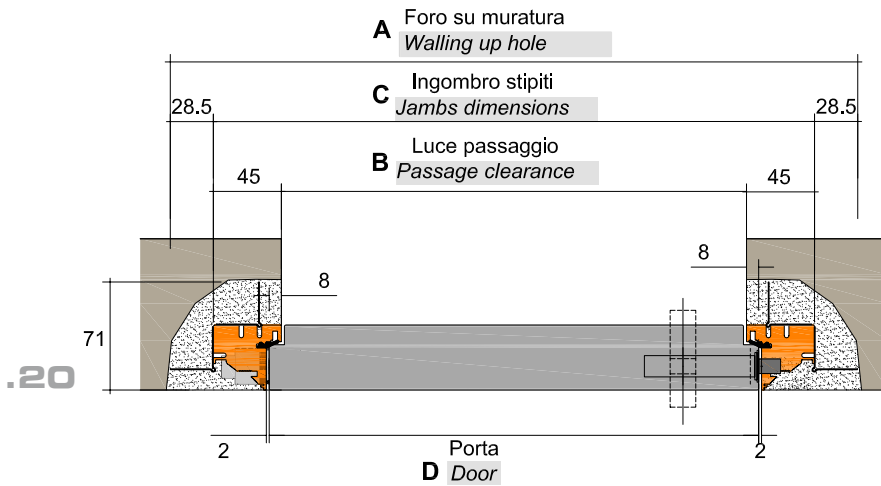


PORTA BATTENTE FILO MURO A TIRARE  
 ALIGNED WITH THE WALL SWING DOOR TO PULL

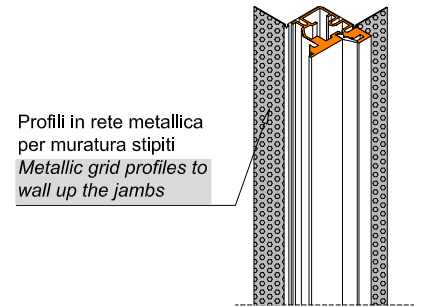
# Filomuro Zero

PORTA FILO MURO A TIRARE  
 ALIGNED WITH THE WALL SWING DOOR TO PULL

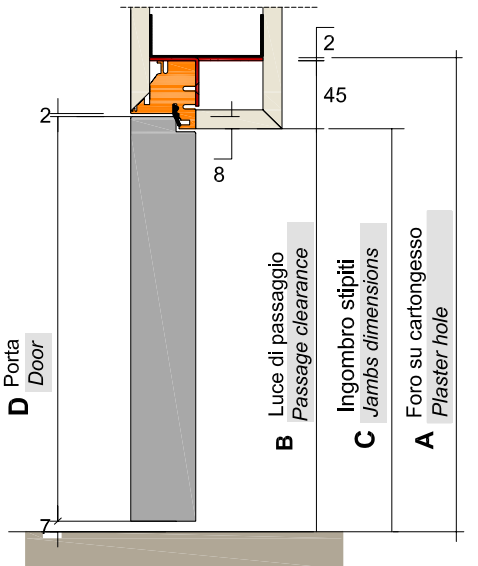
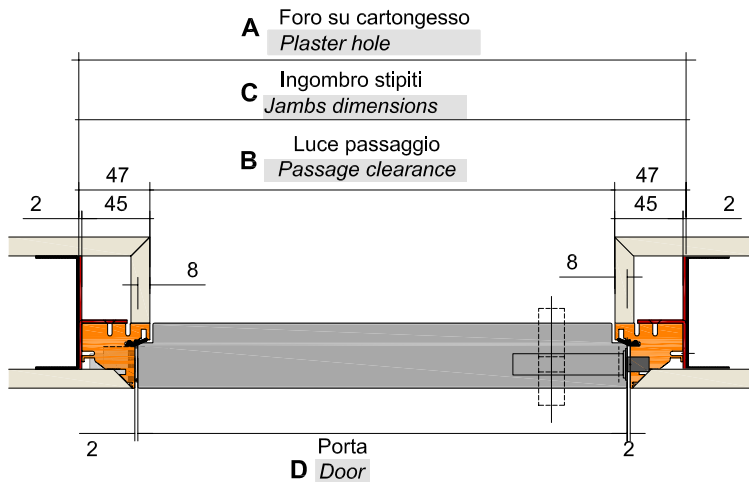
APPLICAZIONE SU MURATURA - WALLING UP APPLICATION



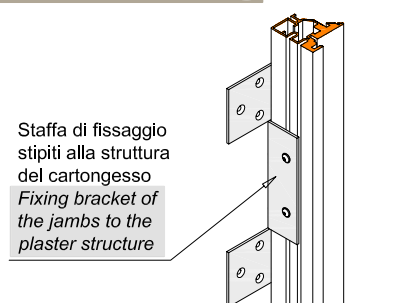
	A Foro su muratura Walling up hole		B Luce passaggio Passage clearance		C Ingombro stipiti Jambs dimensions		D Dimensioni porta Door dimensions	
	larghezza width	altezza height	larghezza width	altezza height	larghezza width	altezza height	larghezza width	altezza height
Porte standard Standard doors	747	2174	600	2100	690	2145	616	2101
	847	2174	700	2100	790	2145	716	2101
	947	2174	800	2100	890	2145	816	2101
Porte su misura Custom made doors	1047	2774	900	2700	990	2745	916	2701



APPLICAZIONE SU CARTONGESSO - PLASTER APPLICATION



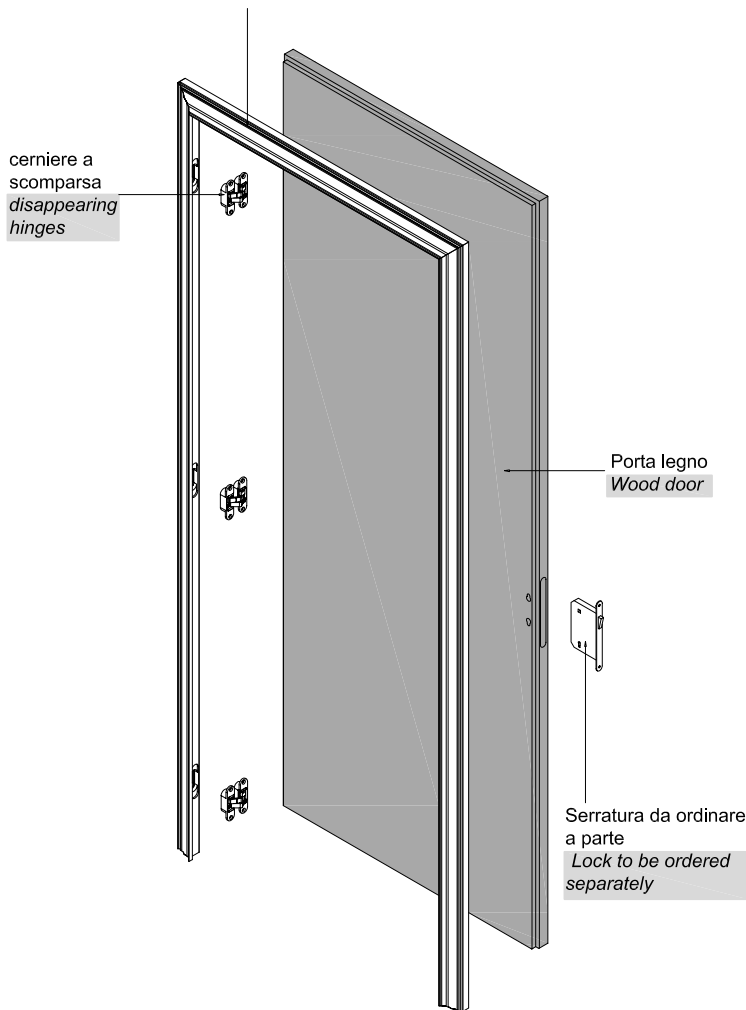
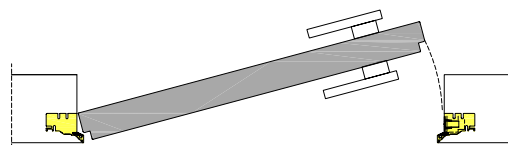
	A Foro su cartongesso Plaster hole		B Luce passaggio Passage clearance		C Ingombro stipiti Jambs dimensions		D Dimensioni porta Door dimensions	
	larghezza width	altezza height	larghezza width	altezza height	larghezza width	altezza height	larghezza width	altezza height
Porte standard Standard doors	694	2147	600	2100	690	2145	616	2101
	794	2147	700	2100	790	2145	716	2101
	894	2147	800	2100	890	2145	816	2101
Porte su misura Custom made doors	994	2747	900	2700	990	2745	916	2701



Stipite per porta filo muro a spingere.

Lo stipite in alluminio, trattato con il processo di passivazione, conferisce resistenza alla corrosione e garantisce un perfetto ancoraggio della verniciatura ( idropittura e smalti)

*Aligned with the wall jamb to pull.  
The jamb in aluminium, is treated with the chemical process of passivated, confer abrasion resistance and let the painting stick (water paint, enamel painting).*



la porta battente filomuro comprende:

- stipite
- porta

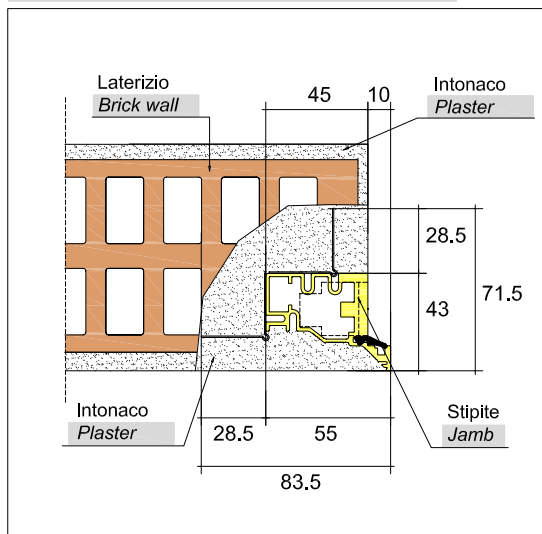
The door is made of:

- jambs
- door

## INDICAZIONI PER L'ORDINE DIRECTIONS FOR ORDER

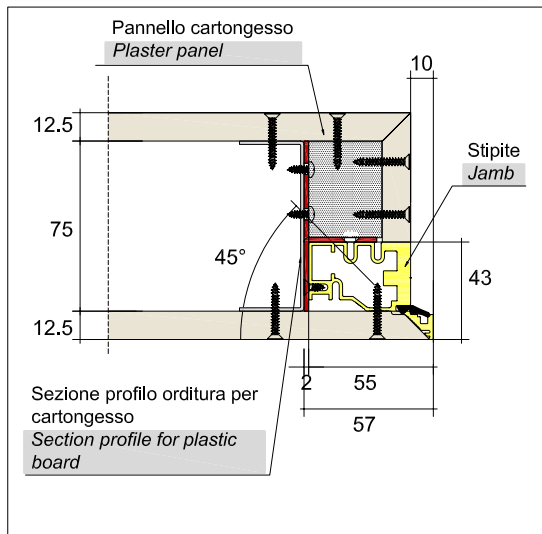
- 1) Specificare se lo stipite è applicato su muratura o su cartongesso  
*Specify if the jamb is applied to the wall or to the plaster.*
- 2) Indicare senso di apertura della porta: -DX (destra)  
-SX (sinistra)  
*Specify the wall thickness: -DX (right)  
-SX (left).*
- 3) Ordinare la porta (comprensiva di stipiti predisposti per la posa)  
*Order the door (including jambs foreseen for the assembling)*
- 4) Ordinare a parte la serratura per la porta  
*Order the door lock separately*

## APPLICAZIONE STIPITE SU MURATURA JAMB'S APPLICATION TO THE WALL

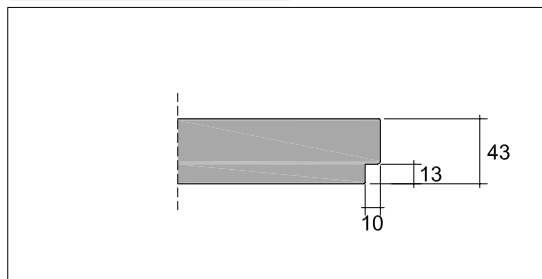


.21

## APPLICAZIONE STIPITE SU CARTONGESSO JAMB'S APPLICATION TO THE PLASTER



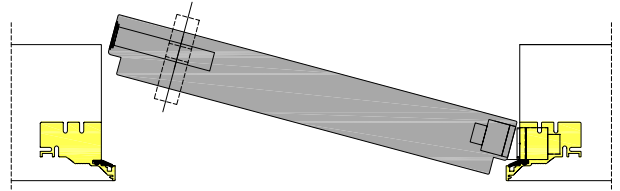
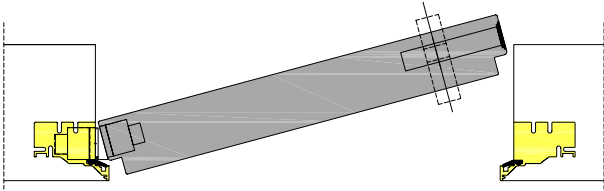
## SEZIONE ANTA LEGNO WOOD'S DOOR SECTION



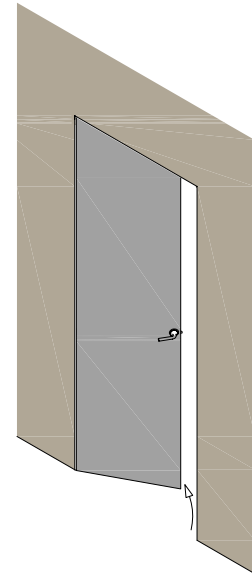
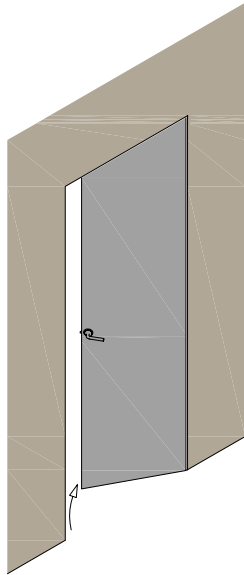
CARATTERISTICHE TECNICHE - TECHNICAL FEATURES

APERTURA SX A SPINGERE  
LEFT OPENING TO PUSH

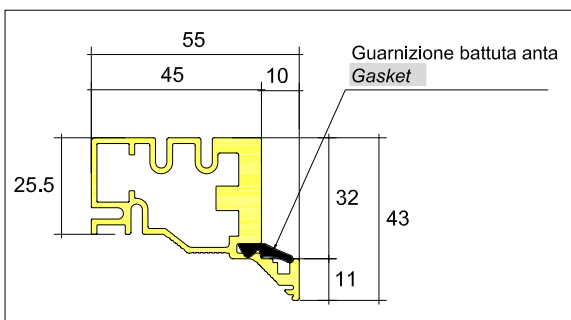
APERTURA DX A SPINGERE  
RIGHT OPENING TO PUSH



.22

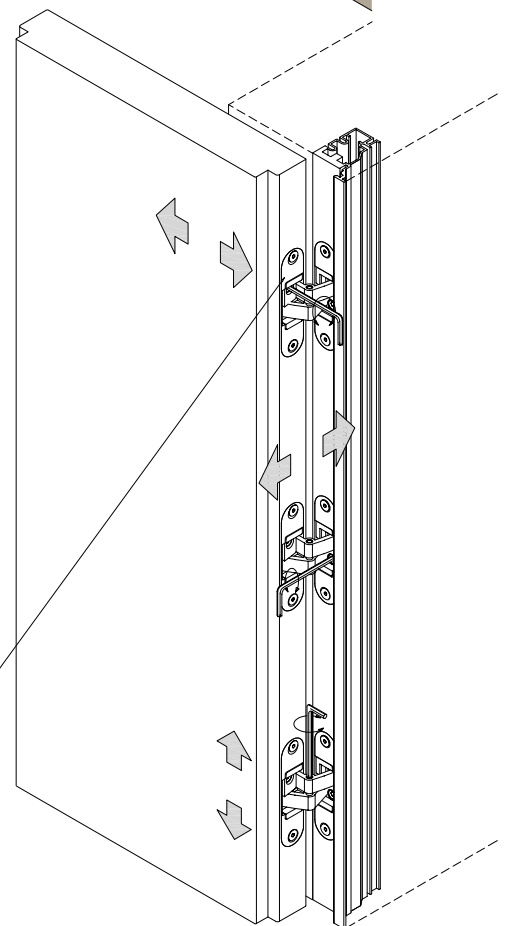


Profilo stipite per porta a filo muro a spingere  
Jambs for aligned with the wall swing door to push



La cerniera è registrabile sui 3 assi.  
Il numero delle cerniere (min. 3) è in funzione dell'altezza dell'anta

The hinge, is adjustable in the 3 directions.  
The number of the hinges, depend to the height of the door.

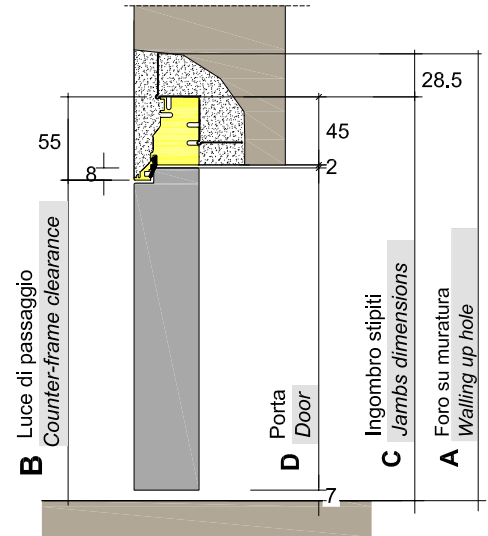
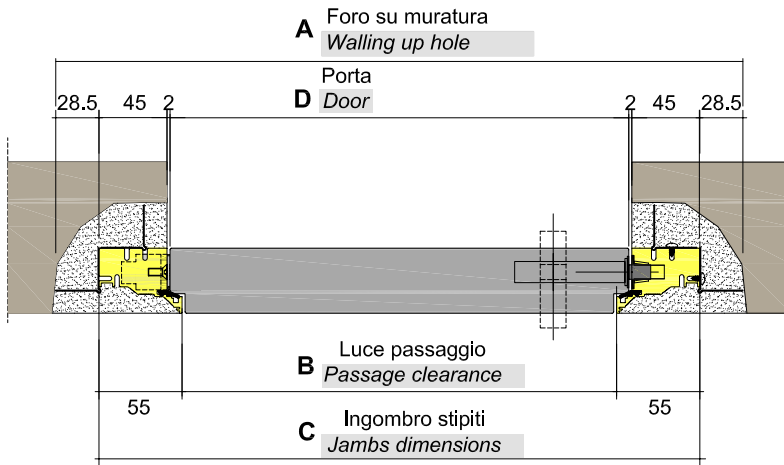


# Filomuro Zero

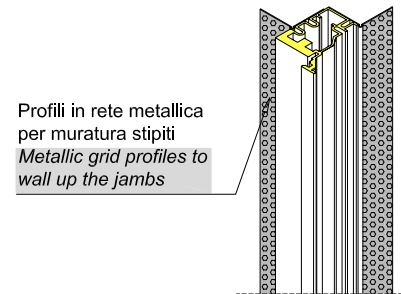
PORTA A FILO MURO A SPINGERE  
ALIGNED WITH THE WALL SWING DOOR TO PUSH

PORTA A FILO MURO A SPINGERE  
ALIGNED WITH THE WALL SWING DOOR TO PUSH

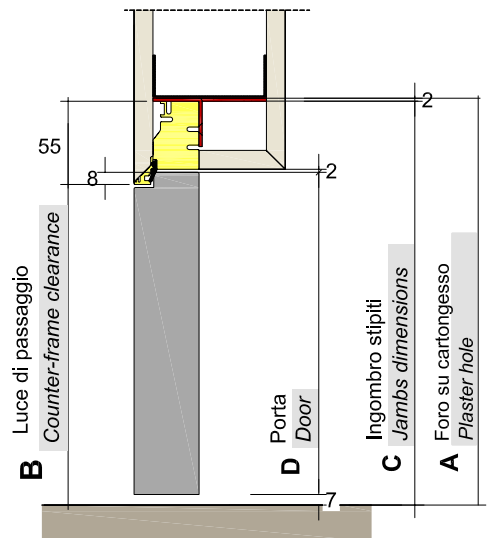
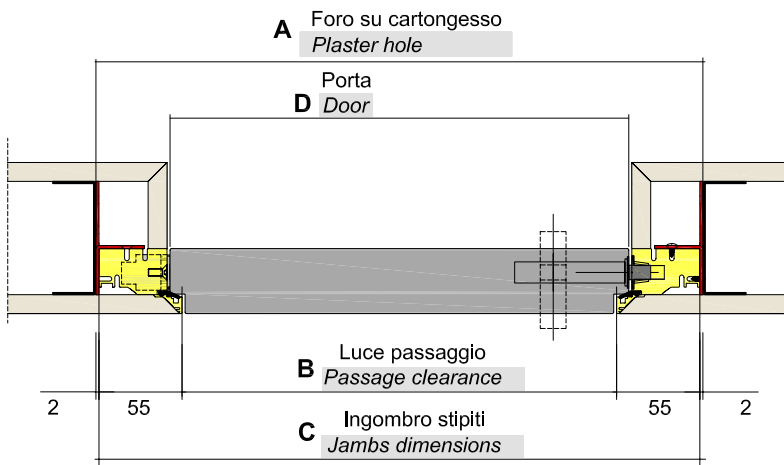
APPLICAZIONE SU MURATURA - WALLING UP APPLICATION



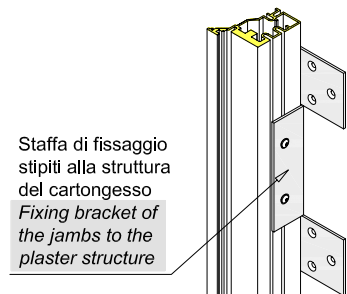
	<b>A</b> Foro su muratura Walling up hole		<b>B</b> Luce passaggio Passage clearance		<b>C</b> Ingombro stipiti Jamb dimensions		<b>D</b> Dimensioni porta Door dimensions	
	larghezza width	altezza height	larghezza width	altezza height	larghezza width	altezza height	larghezza width	altezza height
Porte standard Standard doors	767	2184	600	2100	710	2155	616	2101
	867	2184	700	2100	810	2155	716	2101
	967	2184	800	2100	910	2155	816	2101
Porte su misura Custom made doors	1067	2784	900	2700	1010	2755	916	2701



APPLICAZIONE SU CARTONGESSO - PLASTER APPLICATION



	<b>A</b> Foro su cartongesso Plaster hole		<b>B</b> Luce passaggio Passage clearance		<b>C</b> Ingombro stipiti Jamb dimensions		<b>D</b> Dimensioni porta Door dimensions	
	larghezza width	altezza height	larghezza width	altezza height	larghezza width	altezza height	larghezza width	altezza height
Porte standard Standard doors	714	2157	600	2100	710	2155	616	2101
	814	2157	700	2100	810	2155	716	2101
	914	2157	800	2100	910	2155	816	2101
Porte su misura Custom made doors	1014	2757	900	2700	1010	2755	916	2701



# Filomuro Planet

.24

E' la porta battente che diventa un tutt'uno con il muro.  
E' l'innovativa porta filomuro lato corridoio, omologata UNI EN 1634-1 EI 30' e con abbattimento acustico, certificato secondo la norma ISO140/3, pari a 31db.

Le caratteristiche di resistenza al fuoco e di abbattimento acustico, il chiudi porta completamente a scomparsa, la predisposizione di sistemi di sicurezza di chiusura e di apertura tramite lettore di badge, rendono la porta idonea all'utilizzo in strutture pubbliche, quali hotel.

It is the swing door that becomes part of the wall.  
Is the innovative door aligned with the wall corridor-side, approved UNI EN 1634-1 EI 30' and with sound proofing, certified according to the standard ISO140/3 equal to 31 decibel.

Fire resistance, sound proofing, the disappearing closing system, the predisposition for security system for the closing and the opening with the magnetic reader allow to use this door in the public buildings, such as hotels.







213

.25



205

.26



# Filomuro Planet

Lo stipite in alluminio completamente annegato nella muratura o nel cartongesso, e' predisposto nella versione a spingere.

E' trattato chimicamente con il processo di passivazione per conferire resistenza alla corrosione e favorire l'adesione della verniciatura.

Le cerniere, a scomparsa, sono regolabili sui 3 assi.

The jamb, in aluminium, completely built-in in the wall or in the plastic-board, is in the version to push.

Treated with chemical process of passivated, to confer abrasion resistance and let the paint stick.

The disappearing hinges, are adjustable in the 3 directions.

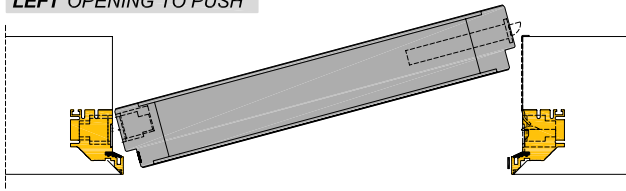
.27



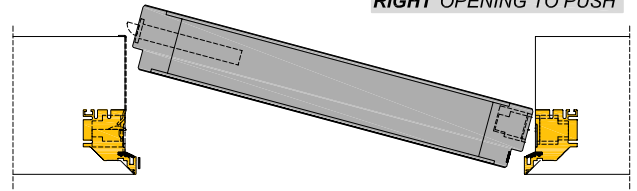
## CARATTERISTICHE TECNICHE - TECHNICAL FEATURES

Porta filomuro omologata UNI EN 1634-1 EI 30'. Abbattimento acustico iso 140-3 pari a 31 dB  
Door aligned with the wall certified UNI EN 1634-1 EI 30'. Sound proofing iso 140-3 equal to 31 decibel.

### APERTURA SX A SPINGERE LEFT OPENING TO PUSH



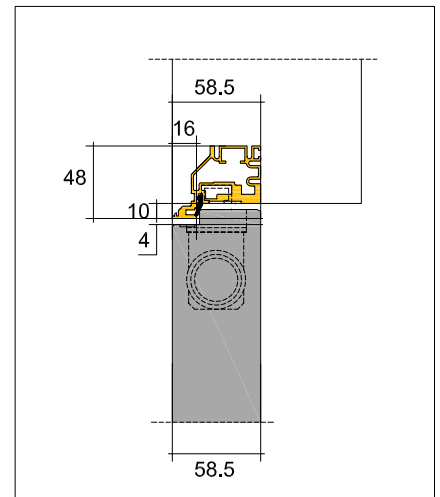
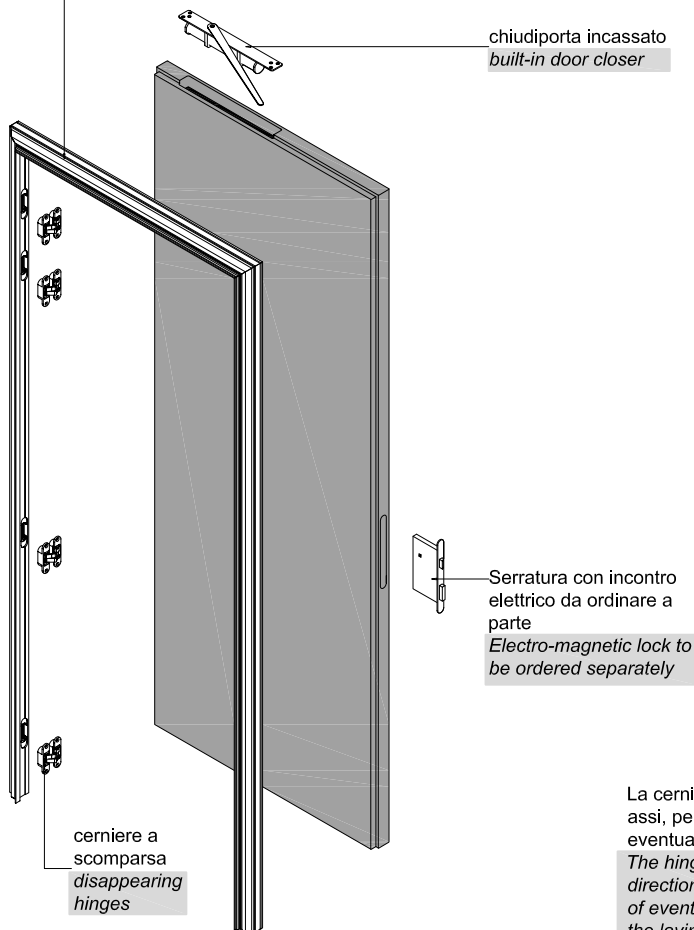
### APERTURA DX A SPINGERE RIGHT OPENING TO PUSH



Stipite per porta filo muro a spingere.  
Lo stipite in alluminio, trattato con il processo di passivazione, conferisce resistenza alla corrosione e garantisce un perfetto ancoraggio della verniciatura (idropittura e smalti)

Aligned with the wall jamb to push.  
The jamb in aluminium, treated with the chemical process of passivated, confer abrasion resistance and let the painting stick (water paint, enamel painting).

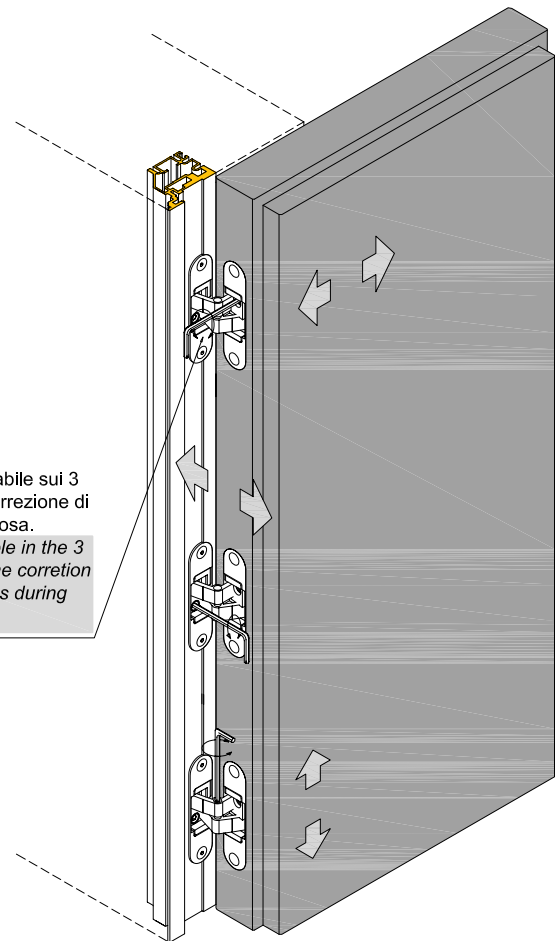
.28



La cerniera, registrabile sui 3 assi, permette la correzione di eventuali difetti di posa.  
The hinge, adjustable in the 3 directions, permit the correction of eventually defects during the laying.

### INDICAZIONI PER L'ORDINE DIRECTIONS FOR ORDER

- 1) Specificare se lo stipite è applicato su muratura o su cartongesso  
Specify if the jamb is applied to the wall or to the plaster.
- 2) Indicare senso di apertura della porta: -DX (destra)  
-SX (sinistra)  
Specify the wall thickness: -DX (right)  
-SX (left).
- 3) Ordinare la porta (comprensiva di stipiti predisposti per la posa)  
Order the door (including jambs foreseen for the assembling)
- 4) Ordinare a parte la serratura per la porta  
Order the door lock separately

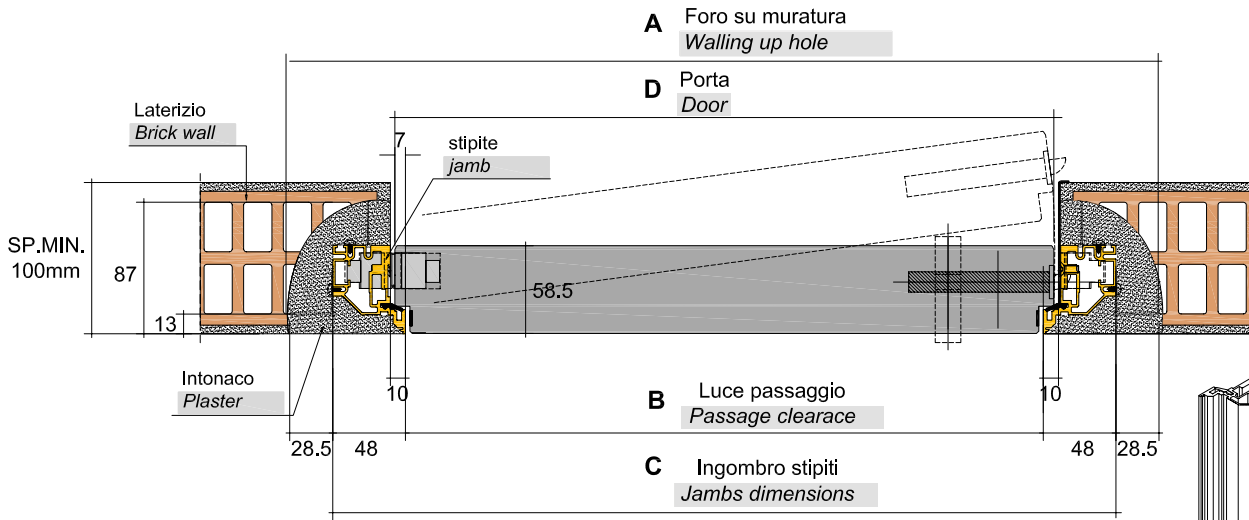


# Filomuro Planet

PORTA A FILO MURO A SPINGERE EI 30°  
 ALIGNED WITH THE WALL SWING DOOR TO PUSH EI 30°

## CARATTERISTICHE TECNICHE - TECHNICAL FEATURES

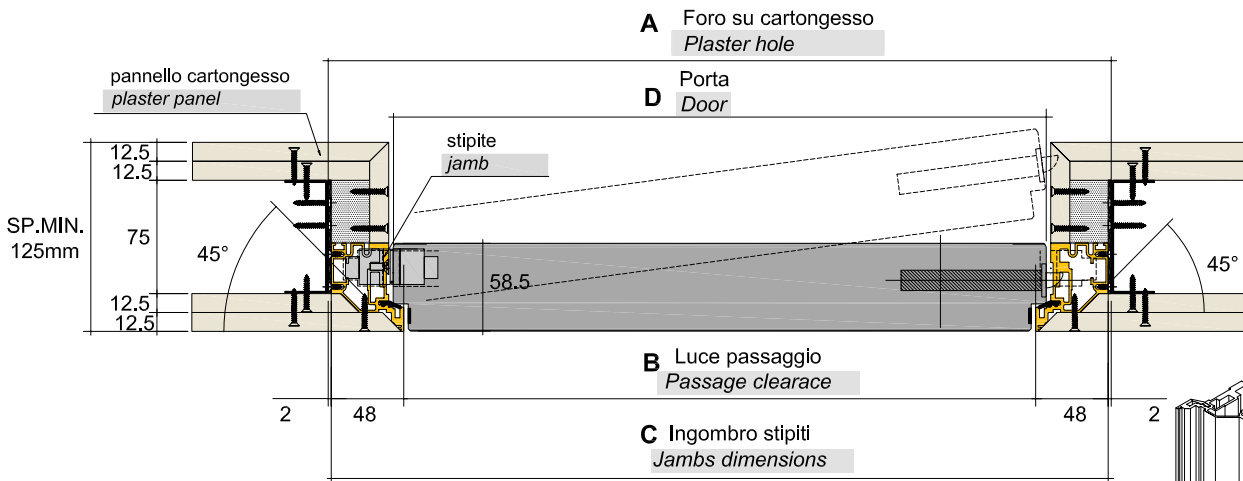
### APPLICAZIONE SU MURATURA - WALLING UP APPLICATION



	A		B		C		D	
	Foro su muratura Walling up hole		Luce passaggio Passage clearance		Ingombro stipiti Jambs dimensions		Dimensioni porta Door dimensions	
	larghezza width	altezza height	larghezza width	altezza height	larghezza width	altezza height	larghezza width	altezza height
Porte standard Standard doors	1003	2177	850	2100	946	2148	864	2101
	1103	2177	950	2100	1046	2148	964	2101
Porte su misura Custom made doors	1203	2377	max 1050	max 2300	1146	2348	1064	2301

Profili in rete metallica per muratura stipiti  
 Metallic grid profiles to wall up the jambs

### APPLICAZIONE SU CARTONGESSO - PLASTER APPLICATION



	A		B		C		D	
	Foro su cartongesso Plaster hole		Luce passaggio Passage clearance		Ingombro stipiti Jambs dimensions		Dimensioni porta Door dimensions	
	larghezza width	altezza height	larghezza width	altezza height	larghezza width	altezza height	larghezza width	altezza height
Porte standard Standard doors	950	2150	850	2100	946	2148	864	2101
	1050	2150	950	2100	1046	2148	964	2101
Porte su misura Custom made doors	1150	2350	max 1050	max 2300	1146	2348	1064	2301

Staffa di fissaggio stipiti alla struttura del cartongesso  
 Fixing bracket of the jambs to the plaster structure

La cabina armadio interpretata da Store.

Composizione ad angolo con schienali e attrezzature in nobilitato rovere sbiancato.

I montanti a soffitto per la sospensione dei ripiani e cassettiere sono in alluminio naturale.

La chiusura dello scaffale e' realizzata con la parete Mitika con pannelli fissi laccati e porte scorrevoli con telaio alluminio e vetro.

Wardrobe system by Store.

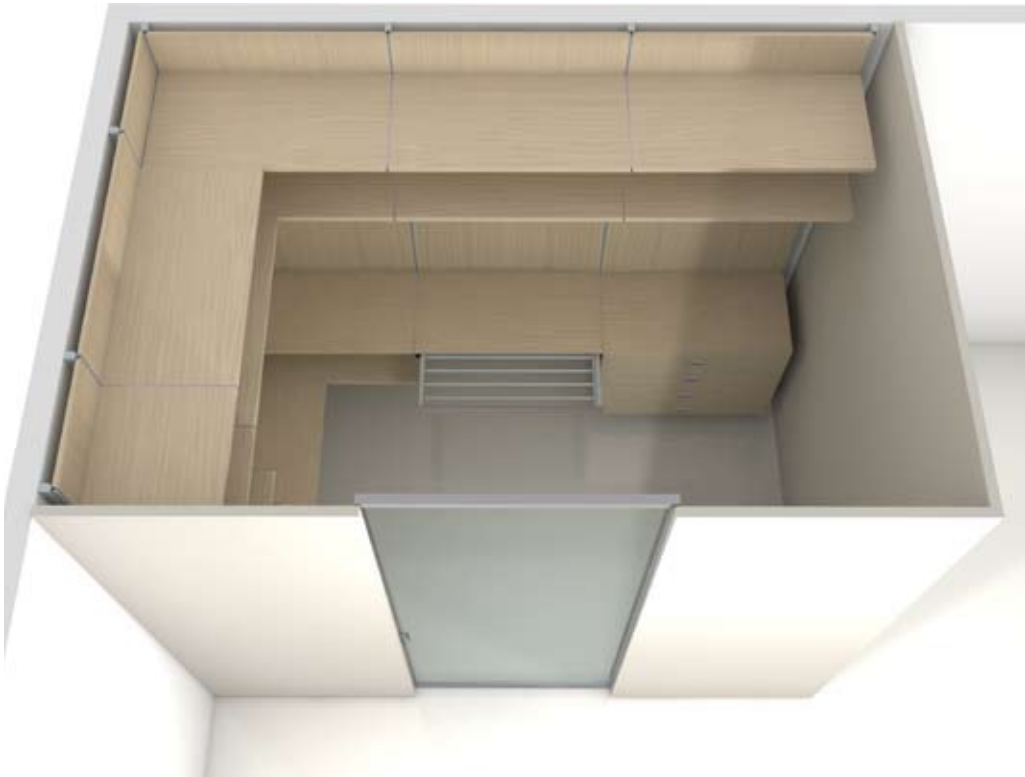
Corner composition with backs and accessories in ennobled bleached oak.

The ceiling uprights to hang the shelves and drawers are in natural aluminium.

The wardrobe system is closed by the MITIKA wall system, with fixed lacquered panels and sliding doors with frame in aluminium and glass.



# Store





Cabina armadio rettilinea caratterizzata dagli schienali retro-illuminati.

Ripiani e cassettiere in nobilitato wengè'.


La chiusura dello scaffale e' realizzata con la parete Mitika in alluminio e vetro.

Wardrobe system, characterised by back-lighted backs.

Shelves and drawers are in ennobled wengè.

The wardrobe system is closed by MITIKA wall system in aluminium and glass.

.32





# Store

---



L'ambiente ufficio interpretato da Store.

Composizione rettilinea con schienali in nobilitato wengè, mensole in metallo profondità 32cm, verniciate bianco, cassettiere in nobilitato bianco sempre in profondità 32cm.

La parete Mitika in acciaio e vetro neutro definisce l'ambiente di lavoro.

The office by Store.

Composition with backs in ennobled wengè, shelves in metal 32cm depth, white painted, drawers in ennobled white, always in deep 32cm.


The Mitika wall system in steel and neutral glass marks the work environment.



# Store

---

.35





Sistema di scaffalatura, adatto a qualsiasi ambiente, caratterizzata da montanti in alluminio fissati a parete o in spinta sul soffitto.

Il montante contiene al suo interno una cremagliera nascosta e regolabile in altezza per l'aggancio delle attrezzature secondo un passo di 32mm.

Gli schienali, inseriti tra i montanti, possono essere in legno o realizzati con un telaio in alluminio e vetro in molteplici finiture con la possibilità di retro-illuminazione.

Sono previste soluzioni ad angolo.

Le attrezzature sono in metallo verniciato o in legno nobilitato bianco, rovere sbiancato, wenge'.

Shelving system, suitable for any environment, characterised by uprights in aluminium fixed to the wall or to the ceiling.

A rack inside the upright allows the hanging of the accessories every 32 mm.

The backs, among the uprights, can be in wood or realized with a frame in aluminium and glass, in various finishing, with the possibility of back-lighting.

Corner solutions are possible.

The accessories are in painted metal or in wood, ennobled white, bleached oak or wengè.

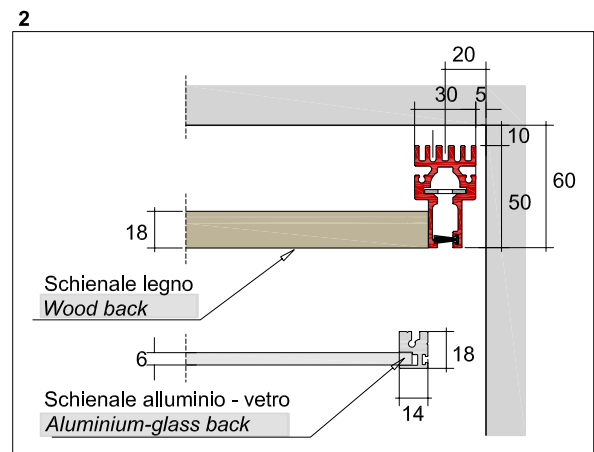
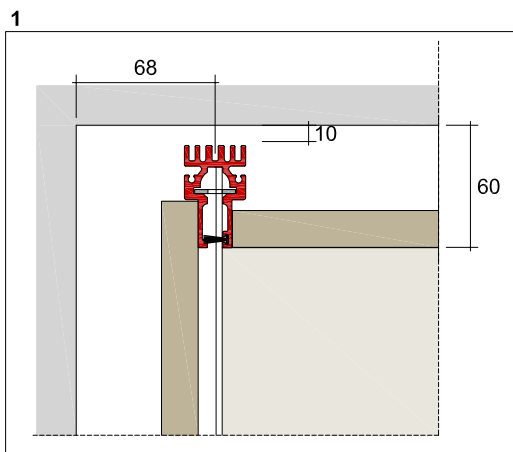
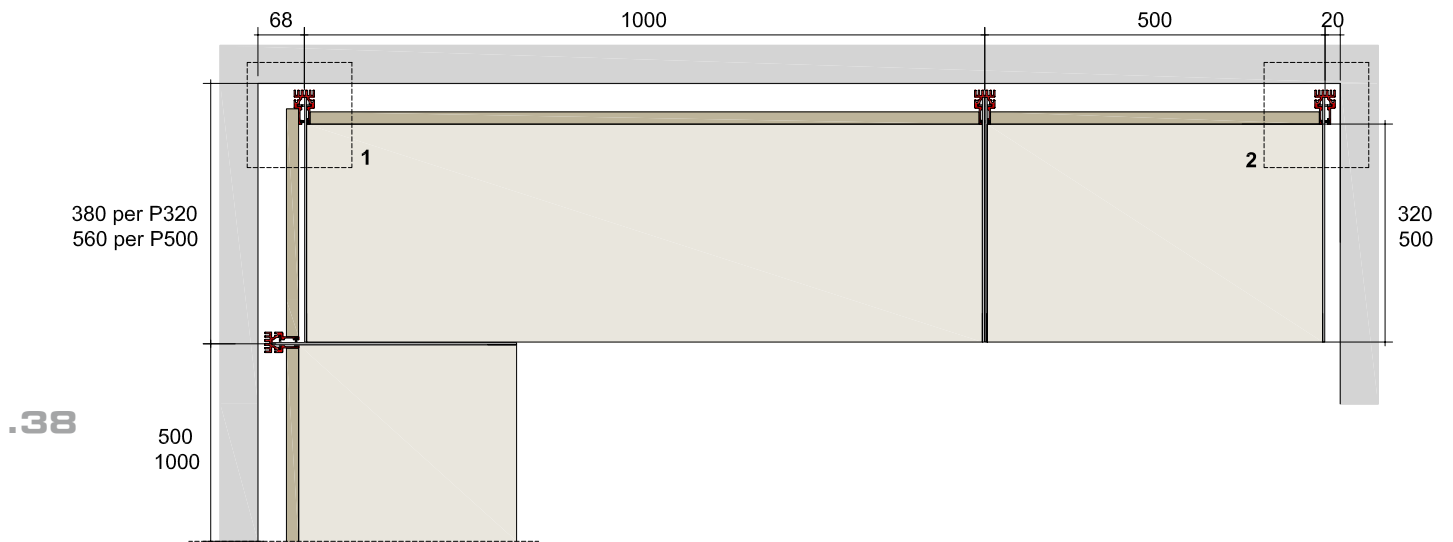


.37



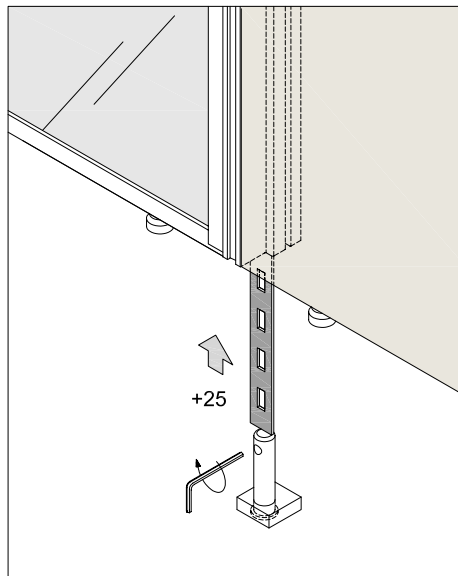
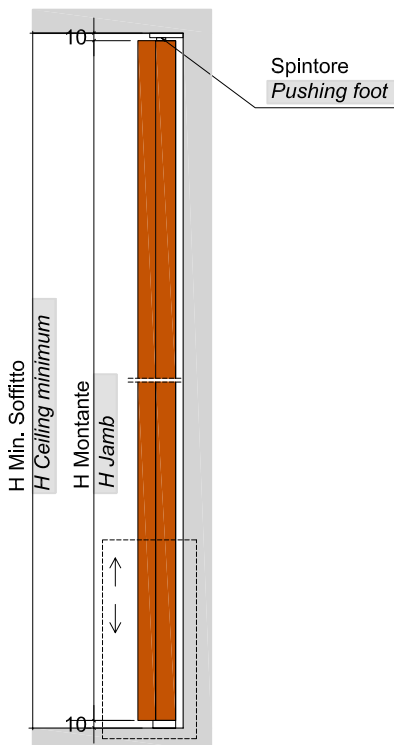
MODULISTICA - COMPONENTS

SEZIONI ORIZZONTALI  
HORIZONTAL SECTIONS

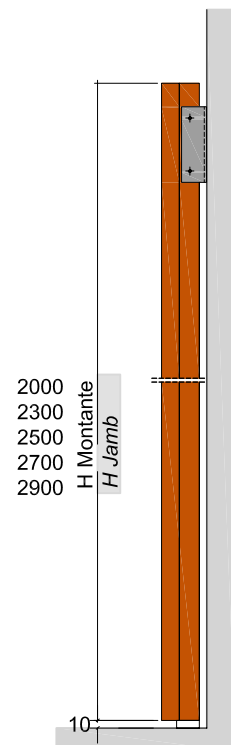


SEZIONI VERTICALI  
VERTICAL SECTIONS

Soluzione a soffitto - Ceiling application



Soluzione a parete - Wall application



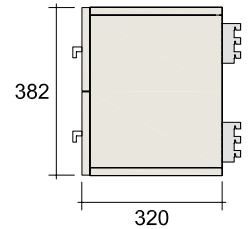
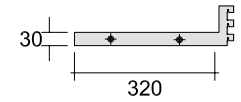
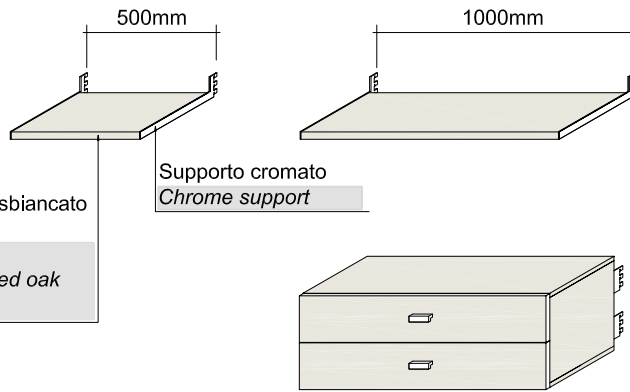
LEGNO. PROFONDITÀ 32cm  
WOOD. WIDTH 32 cm

Mensole  
Shelves

Nobilitato: - Bianco  
- Rovere sbiancato  
- Vengè  
Ennobled: - White  
- Bleached oak  
- Wengé

Supporto cromato  
Chrome support

Cassettiera  
Drawers



.39

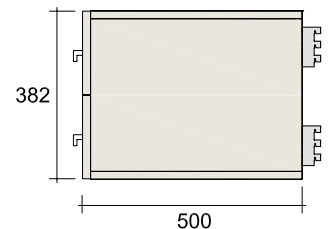
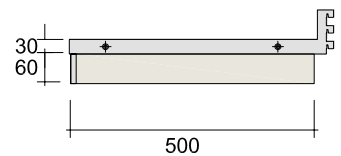
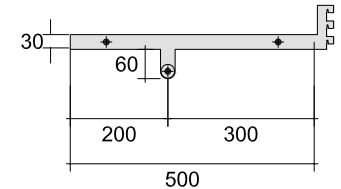
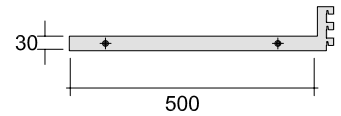
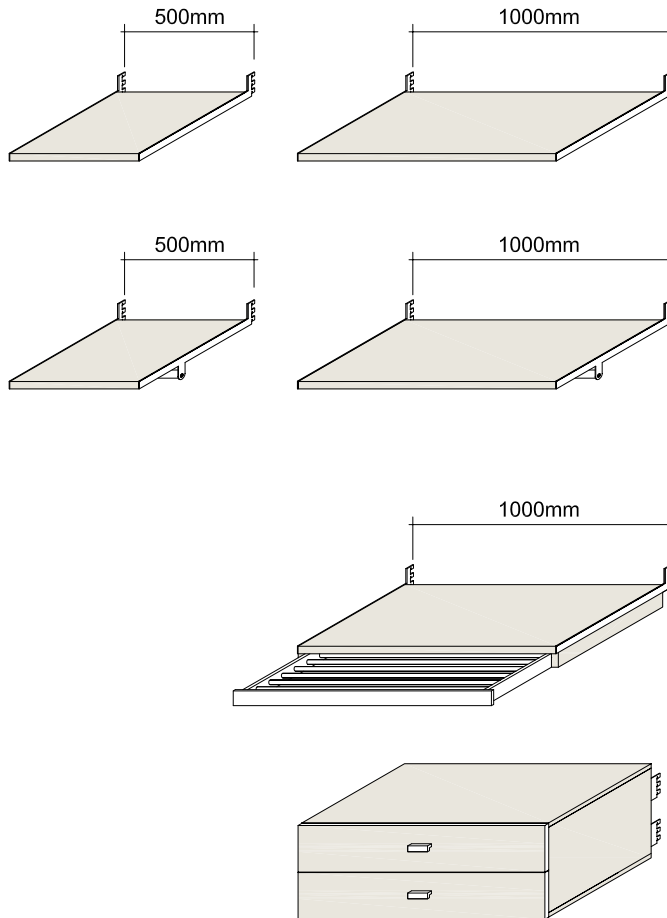
LEGNO. PROFONDITÀ 50cm  
WOOD. WIDTH 50cm

Mensole  
Shelves

Mensole con asta  
appendiabiti  
Shelves with  
clothes hanger

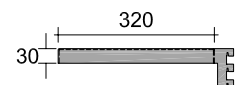
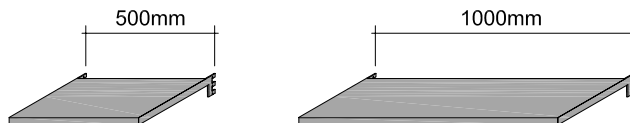
Porta pantaloni  
Trouser hanger

Cassettiera  
Drawers



METALLO. PROFONDITÀ 32cm : verniciato con polvere epossidica Bianco RAL 9010, Nero RAL 9005  
METAL. WIDTH 32cm: lacquered with epoxy powder White RAL 9010, Nero RAL 9005

Mensole  
Shelves



The logo for ADIELLE features a stylized red graphic element on the left, consisting of three horizontal bars of varying lengths that create a sense of motion or a flag. To the right of this graphic, the word "ADIELLE" is written in a bold, black, sans-serif typeface.